

## Overview

### Arthropod Career Day

**Time:** 30 Minutes

**Number of Students:** Unlimited

**Materials:**

- Job Badge Outlines
- Colored pencils or crayons
- Hole punch
- String

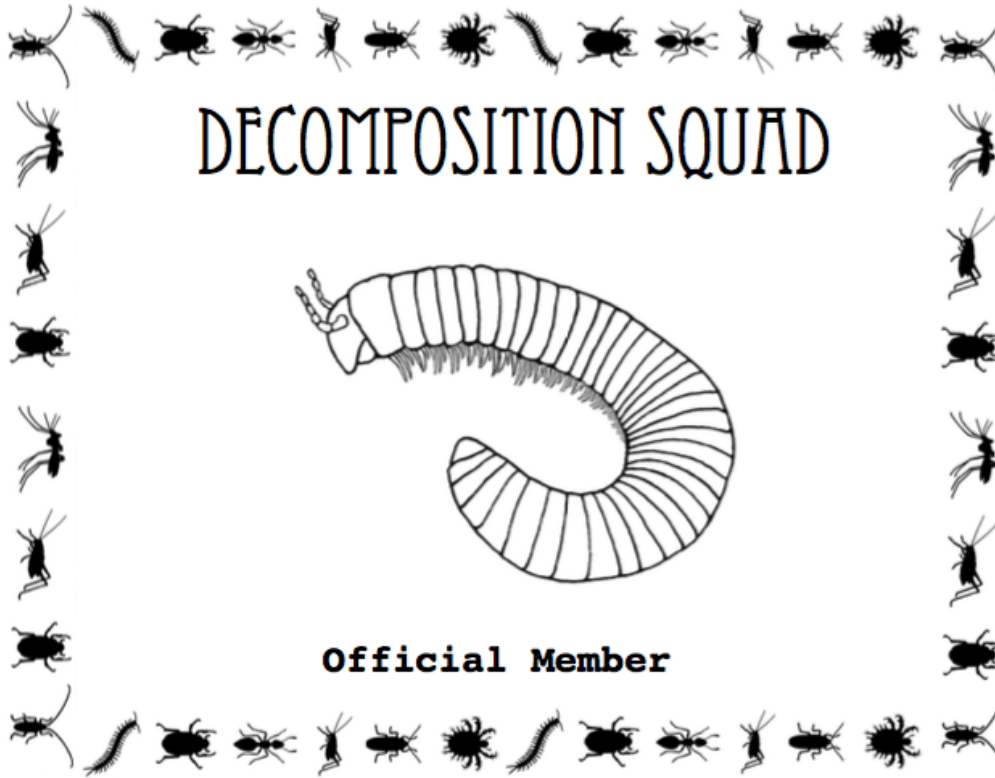
## Lesson Steps

**Purpose:**

During the Little Things, Big Jobs field trip students were introduced to three jobs that arthropods do for us: pollination, predation, and decomposition. This activity encourages students to think about which job they are most thankful for and/or which job they would most like to have if they were an arthropod. The goal of this activity is for students to imagine themselves as a part of the “Predator Corps,” “Decomposition Squad” or “Pollination Team” to fully appreciate the jobs done by arthropods all around them.

**Lesson Steps:**


- Explain to the students that now that they have learned all about these three jobs, they are going to pick the job that they would want to have if they were an arthropod. Try to avoid having 15 pollinators and only 2 decomposers or predators if possible.
- Have the groups sit together and color in their Job Badges.
- Once they have colored in the badges help students to punch holes in the top two corners of their badge and tie a single length of string to both holes, turning the badge into a lanyard or sign they can wear.
- After creating their badges teams will prepare a simple presentation that includes the following information: 1) what their job/team does, 2) why it is important and 3) why they each wanted to be a part of that team.
- Groups should stand together and make their presentation to the class.




DECOMPOSITION SQUAD



**Official Member**



POLLINATION TEAM



**Official Member**

